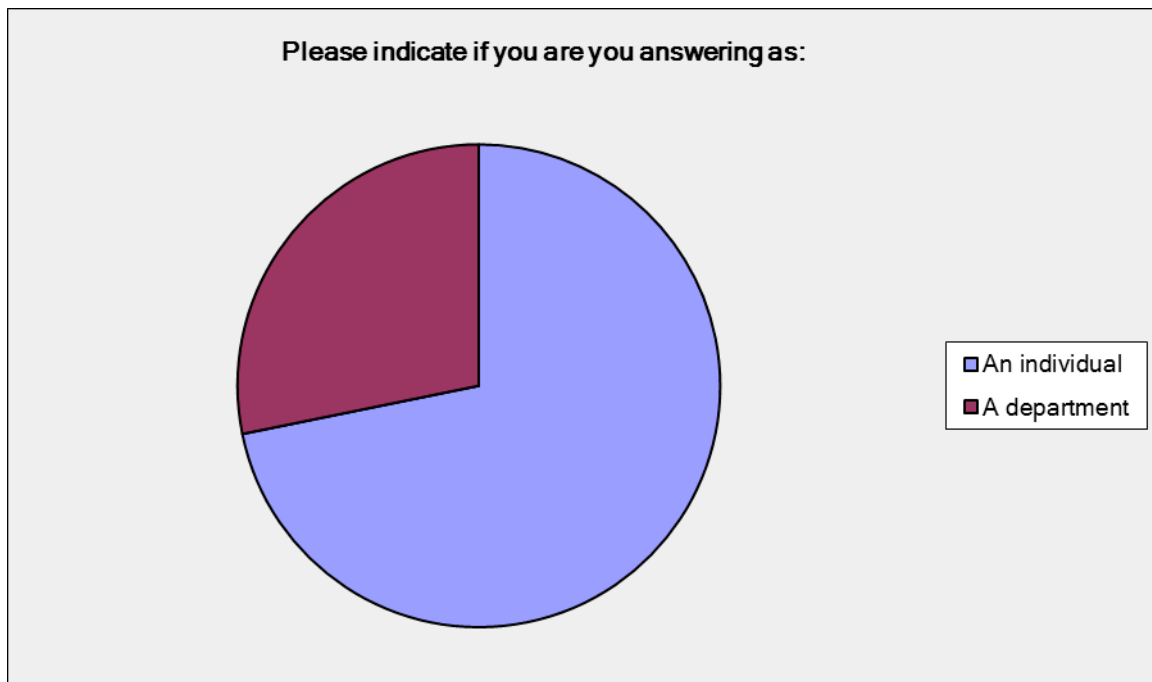


Are you answering as an individual or department

Answer Options	Response Percent	Response Count
An individual	71.8%	74
A department	28.2%	29



Please note down number of teachers in the following subjects

Geography 260

Modern Studies 191

History 253

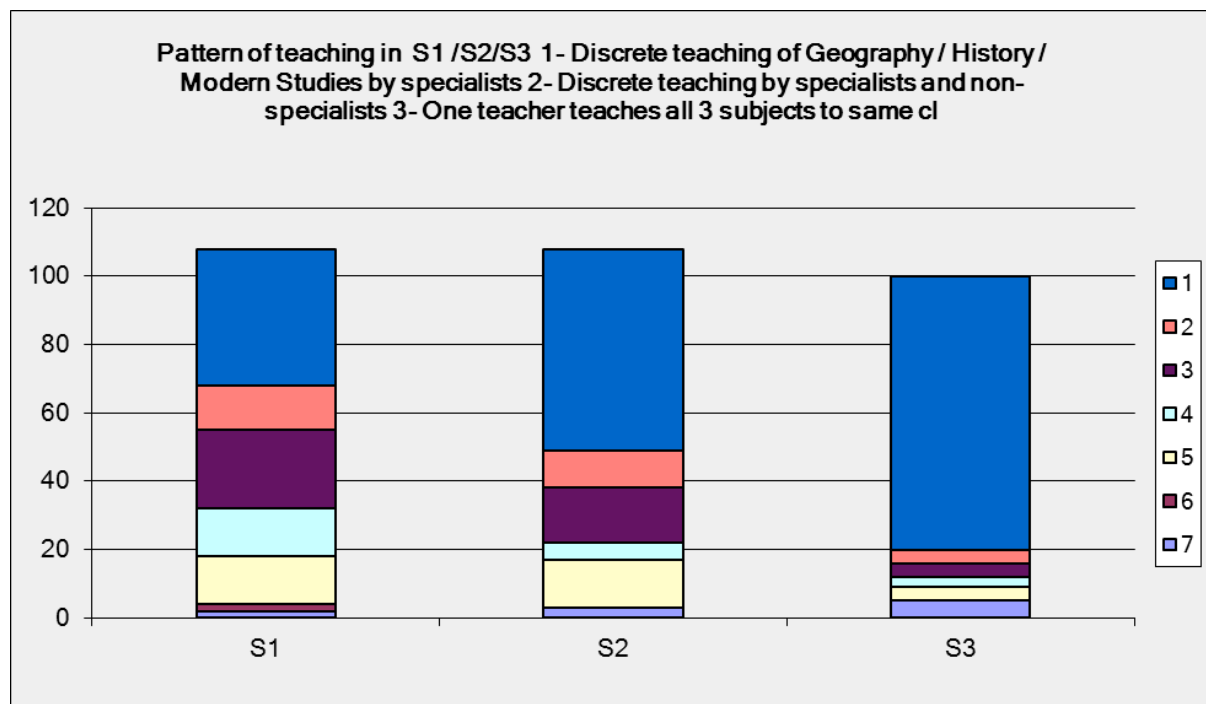
Comment: quite a number of teachers are dual qualified, (although more History and Modern Studies mentioned), while others simply have to teach some form of social subject as required by the individual school.

There are also considerable variations in staffing ratios in schools if we use staff numbers and total school roll e.g. one school of 1300 has 16 G/MS/H teachers while one of 1460 has a total of 8; conversely one with a roll of 700 has 9...so there are issues with having enough teachers to offer all the social subjects/courses in some schools. Staffing is often also the result of the individual school's 'history' in terms of age/retirals/hidden vacancies covered year on year by NQTs &c.

Pattern of teaching in S1 – S3

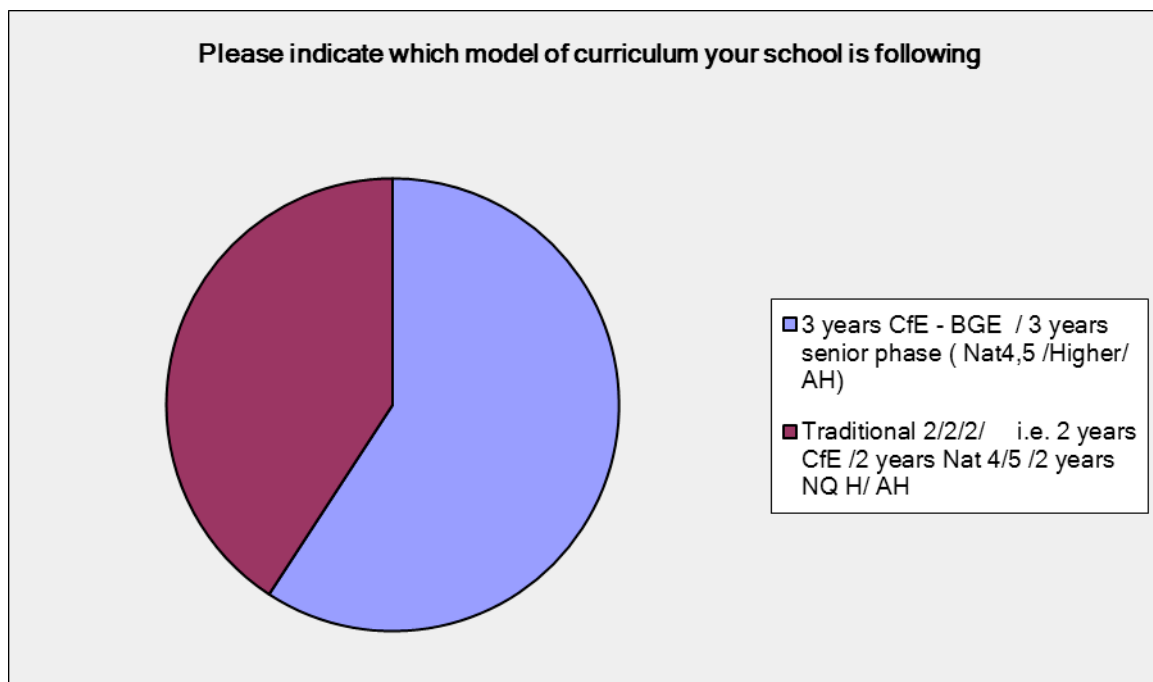
Pattern of teaching in S1 /S2/S3 1- Discrete teaching of Geography / History / Modern Studies by specialists 2- Discrete teaching by specialists and non-specialists 3- One teacher teaches all 3 subjects to same class – as separate subjects 4- One teacher teaches integrated social subjects 5- Rotation – teacher teaches same thing to different classes through the year 6- No Geography taught to this year group 7- Other Please indicate which pattern applies in S1 -S3

Answer Options	1	2	3	4	5	6	7	Response Count
S1	40	13	23	14	14	2	2	100
S2	59	11	16	5	14	0	3	100
S3	80	4	4	3	4	0	5	99



Which curriculum model is your school following ?

Please indicate which model of curriculum your school is following		
Answer Options	Response Percent	Response Count
3 years CfE - BGE / 3 years senior phase (Nat4,5 /Higher/ AH)	59.2%	58
Traditional 2/2/2/ i.e. 2 years CfE /2 years Nat 4/5 /2 years NQ H/ AH	40.8%	40



S1 topics taught

Most common topics

Topic	Number of schools
Map skills	45
Weather & climate	32
Scotland's geography – physical and human	25
Climate and vegetation zones	25
International country studies	17
Atlas skills	16
Natural hazards	14
Home area /local geography	10
Rivers	8

Least common topics

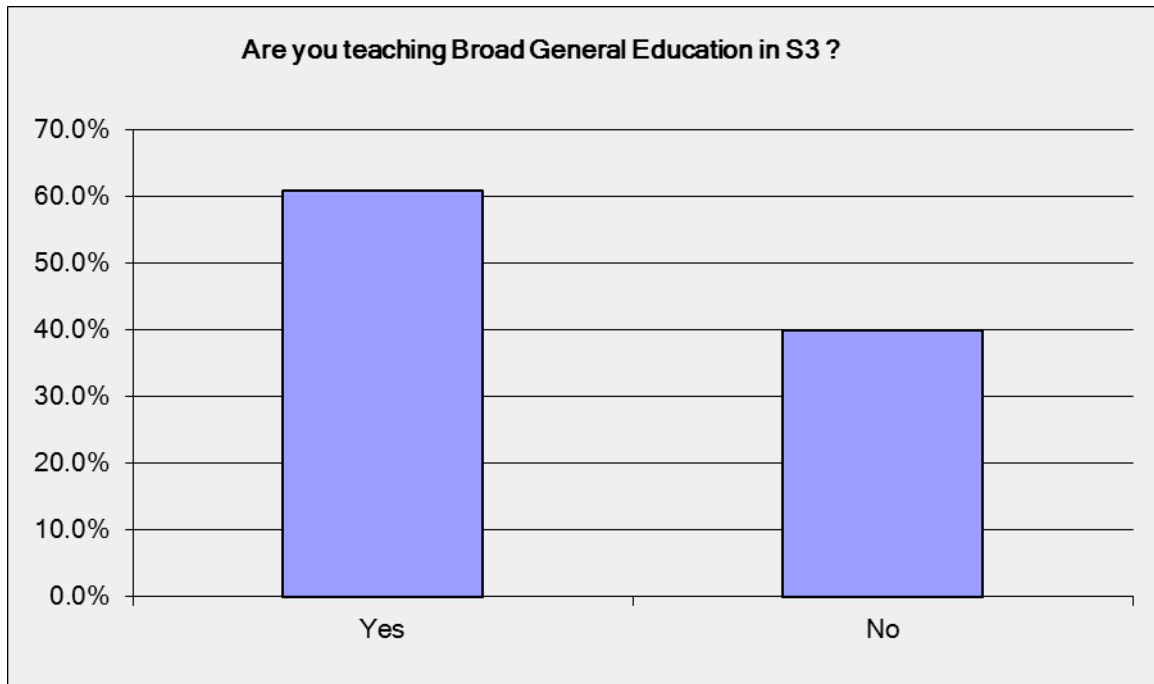
Topic	Number of schools
Settlement	6
Coasts	5
Landscapes	5
Development	5
Geography of crime	4
Extreme weather	4
Glaciation	4
Tourism	2
Food miles	1
Transport	1
National Parks	1
Population	1
Weathering	1
Geography of coffee	1
Protected environments	1
Extreme sports	1

S2 topics taught

Topic	Number of schools
Earth forces / Natural hazards	72
Climate and vegetation zones	21
International case studies	20
Development	18
Map skills	16
Inequality – rich / poor comparison with UK	15
Weather and climate	13
Rivers	9
Coasts	9
Globalisation	7
Climate change	6
Energy	5
Population	5
Health and disease	5
Tourism	4
Settlement	4
Cross curricular / interdisciplinary	4
Fieldwork skills	3
Farming and environment / rural	3
Geology	2
Environmental issues	2
Water	2
Scotland	2
Geography of fashion	1
Glaciation	2
Geography of music	1
Geography of football	1
Trade	1
Industry	1
Weathering	1
Aid	1
Sustainability	1

Are you teaching BGE in S3 ?

Are you teaching Broad General Education in S3 ?		
Answer Options	Response Percent	Response Count
Yes	61.0%	61
No	40.0%	40

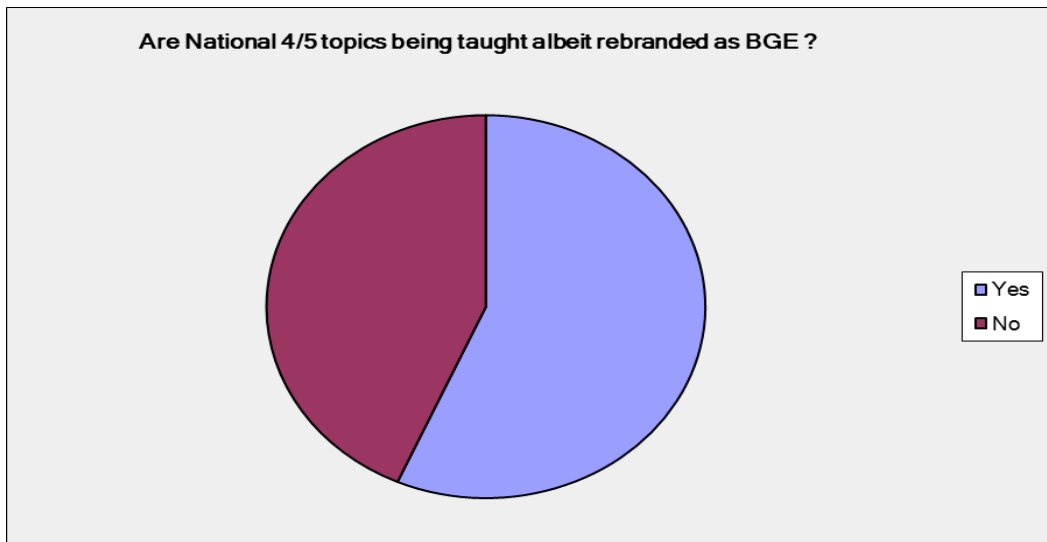


S3 BGE topics being taught

Topic	Number of schools
Urban / settlement	20
Rivers	18
Glaciation	13
Population	13
Climate change	11
Climate and vegetation zones	11
Weather and climate	10
Coasts	10
Agriculture / rural	9
Globalisation	8
Fieldwork	7
Case Study countries – Brazil, China, Kenya, India	6
Map skills	5
Water resources / issues	5
Local area	4
Tourism	3
Food for thought	3
National Parks	3
Development Issues	2
Environmental issues	2
Sustainability	2
Tourism	2
Fashion – trade patterns	1
Limestone	1
Natural resources – diamonds	1
Urban jungle	1
Geography of crime	1

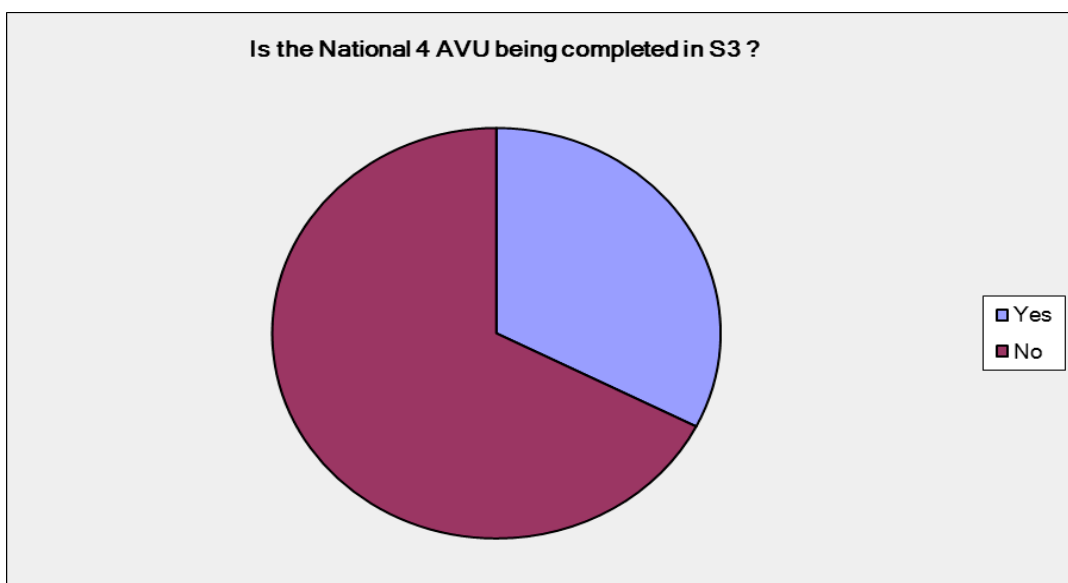
Are National 4/5 topics being taught albeit rebranded as BGE

Are National 4/5 topics being taught albeit rebranded as BGE ?		
Answer Options	Response Percent	Response Count
Yes	56.6%	47
No	43.4%	36



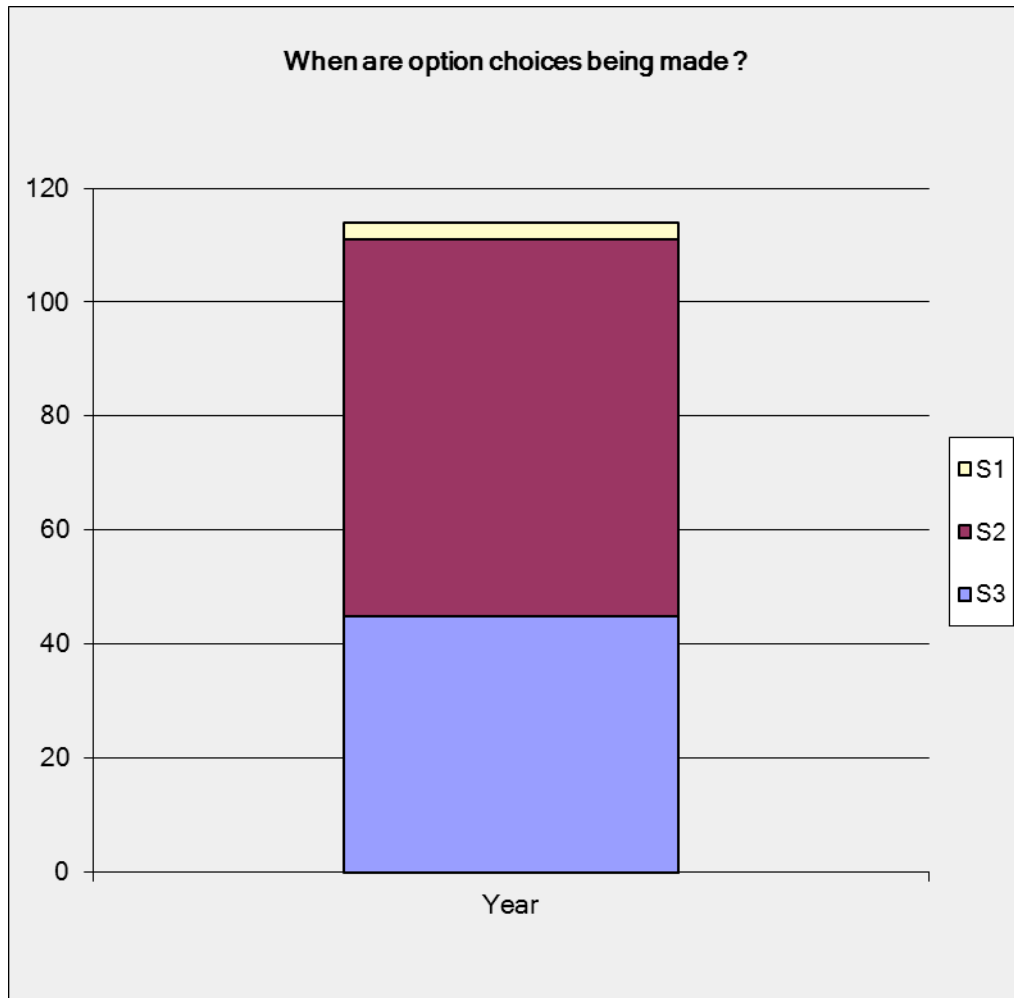
Is National 4 AVU being completed in S3

Is the National 4 AVU being completed in S3 ?		
Answer Options	Response Percent	Response Count
Yes	32.5%	27
No	67.5%	56



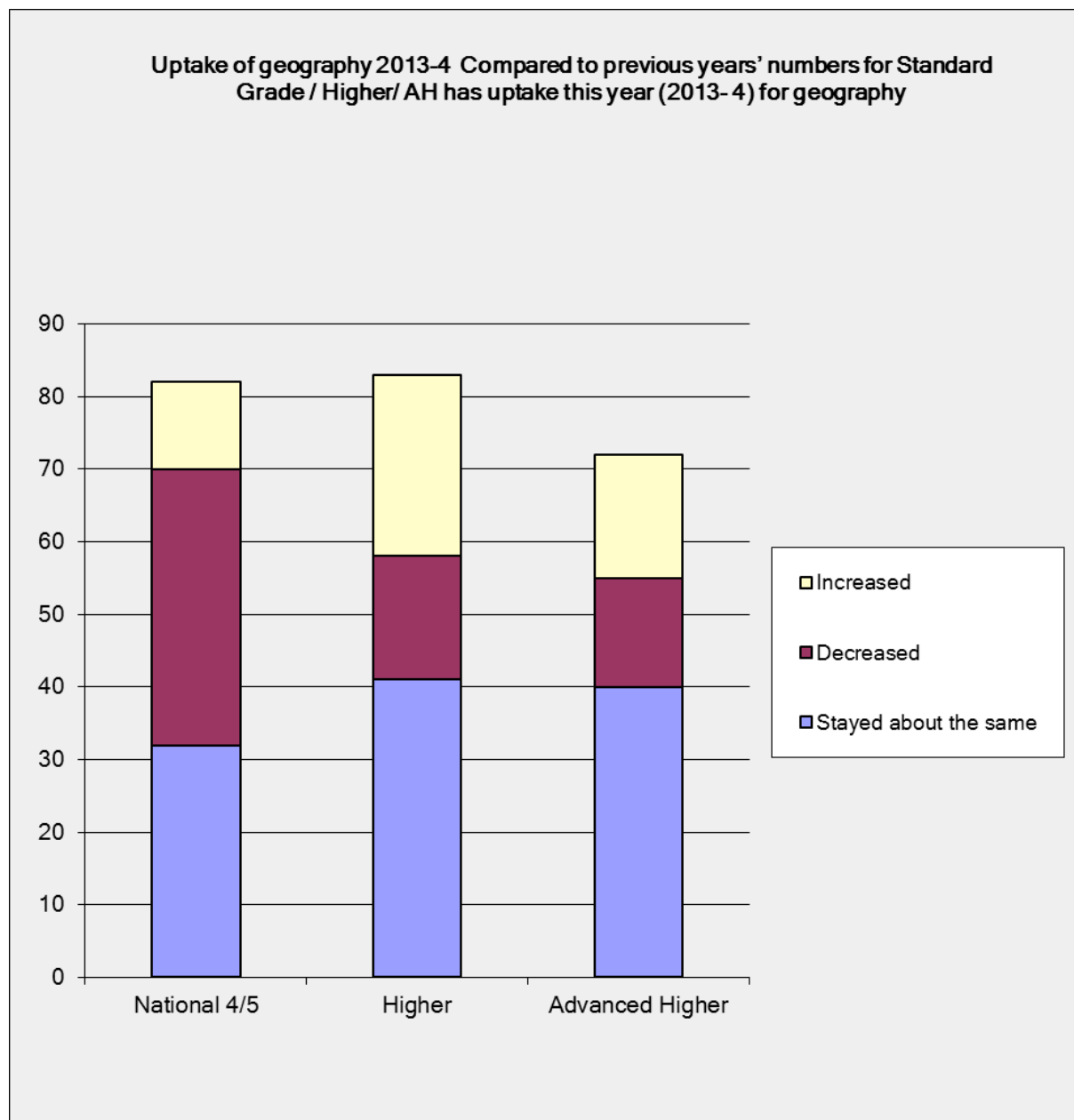
When are option choices being made

When are option choices being made ?				
Answer Options	S1	S2	S3	Response Count
Year	3	66	45	84



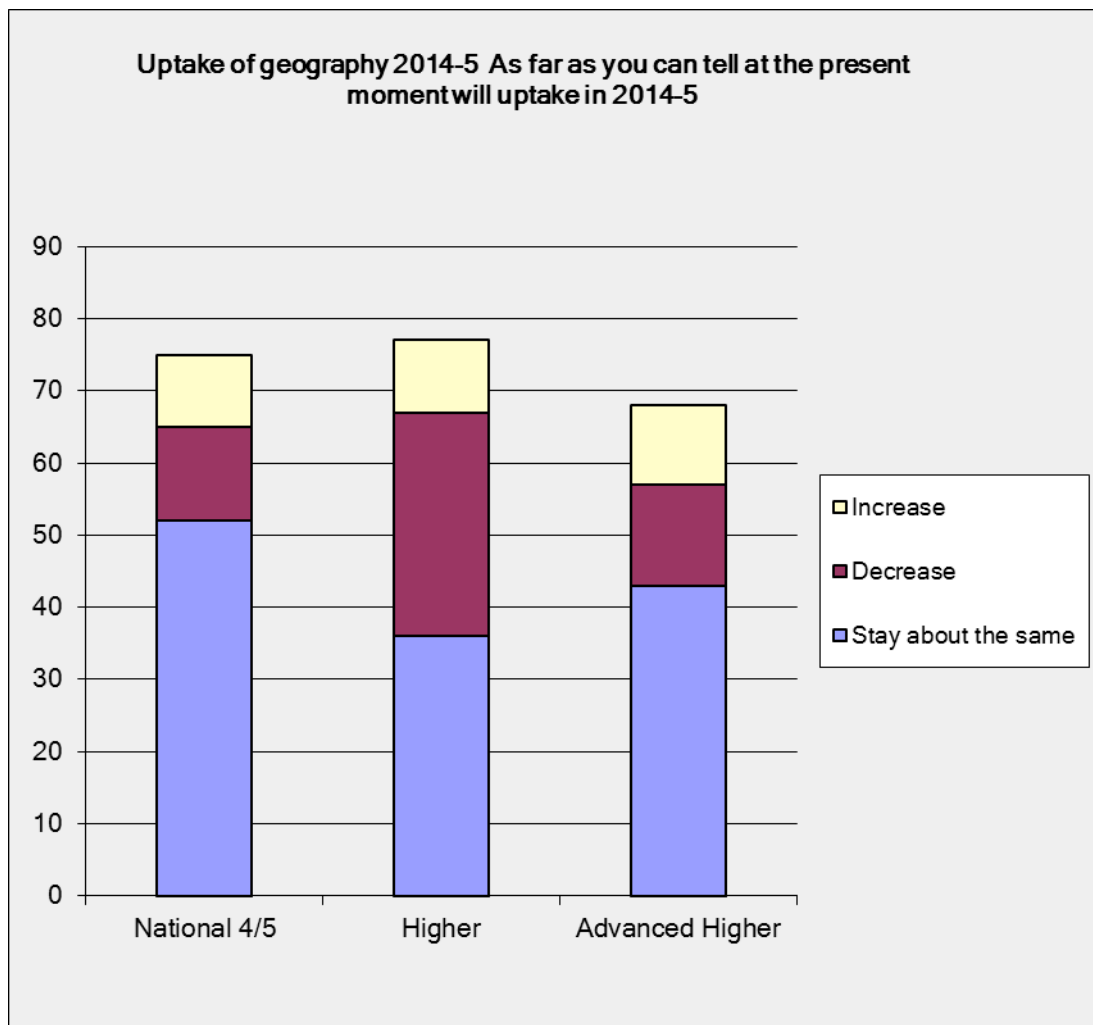
Uptake 2013 -4

Uptake of geography 2013-4 Compared to previous years' numbers for Standard Grade / Higher/ AH has uptake this year (2013- 4) for geography				
Answer Options	Increased	Decreased	Stayed about the same	Response Count
National 4/5	12	38	32	82
Higher	25	17	41	83
Advanced Higher	17	15	40	72

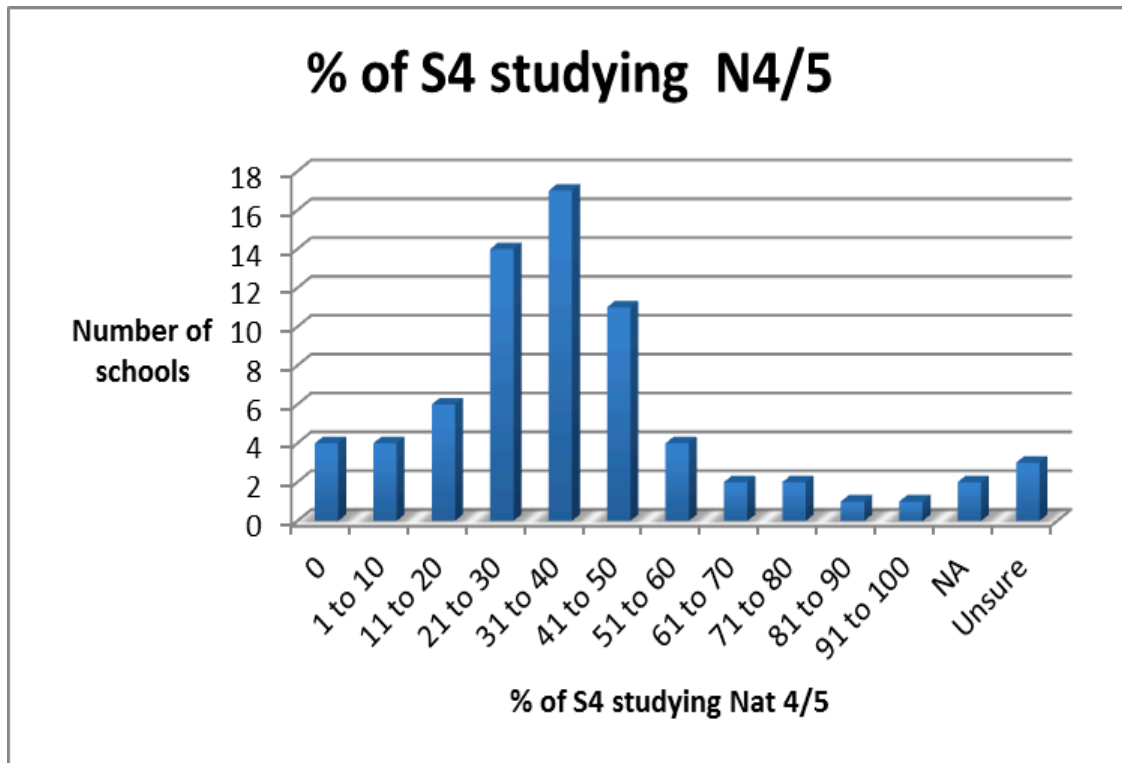


Uptake in the future

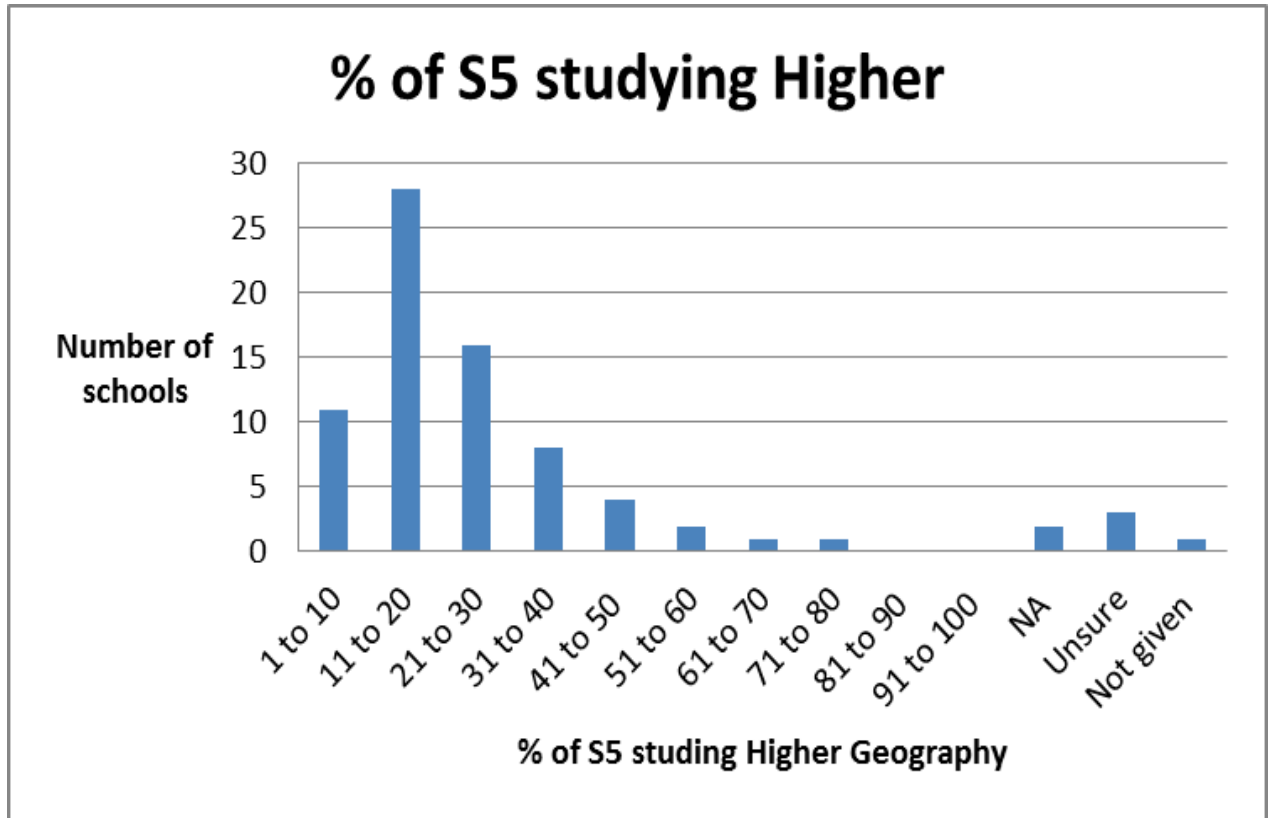
Uptake of geography 2014-5 As far as you can tell at the present moment will uptake in 2014-5				
Answer Options	Increase	Decrease	Stay about the same	Response Count
National 4/5	10	13	52	75
Higher	10	31	36	77
Advanced Higher	11	14	43	68



Percentage of S4 studying Nat 4/5 Geography

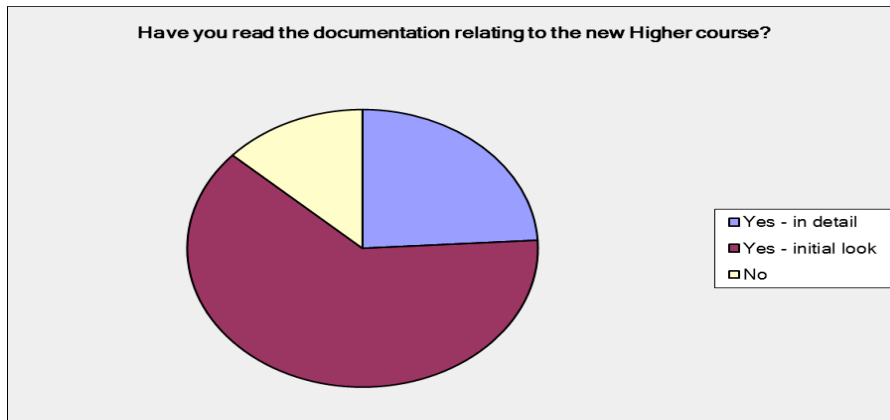


Percentage of S5 who are studying Geography at Higher in 2013-4



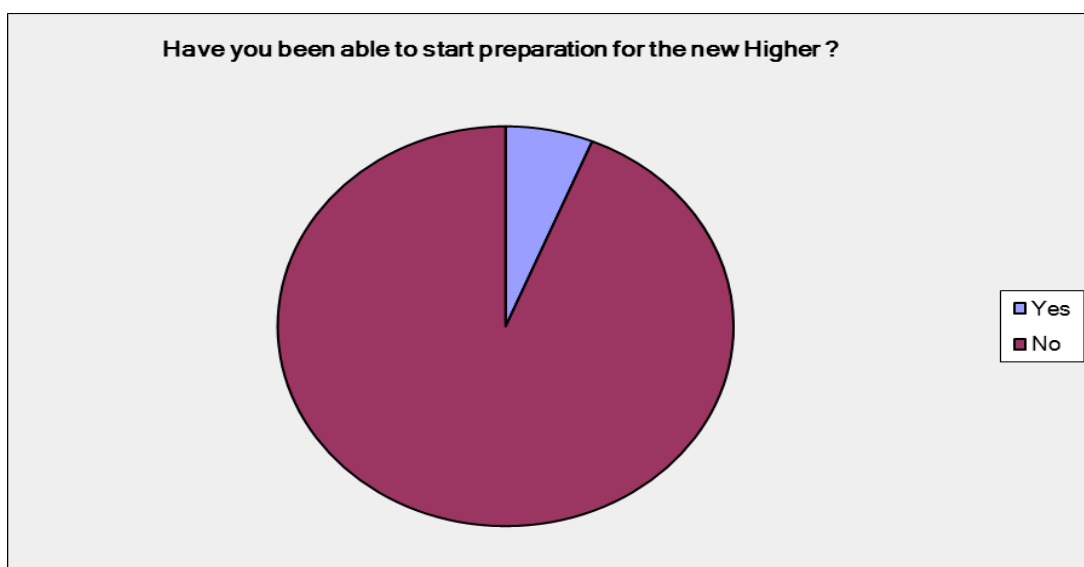
Have you read the new Higher documentation

Have you read the documentation relating to the new Higher course?		
Answer Options	Response Percent	Response Count
Yes - in detail	24.1%	20
Yes - initial look	62.7%	52
No	13.3%	11



Have you been able to start preparation for the new Higher

Have you been able to start preparation for the new Higher ?		
Answer Options	Response Percent	Response Count
Yes	6.2%	5
No	93.8%	76



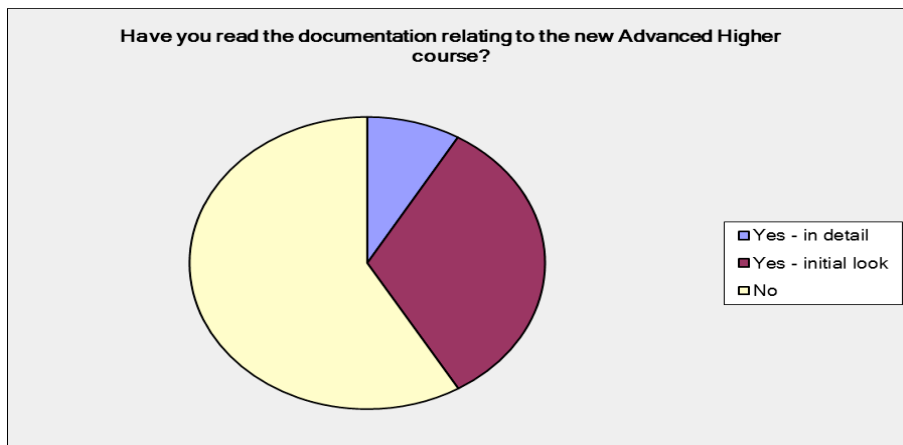
Are you planning to start teaching the new Higher in :-

Are you planning to start teaching the new Higher in		
Answer Options	Response Percent	Response Count
2014-5	66.7%	54
2015-6	33.3%	27



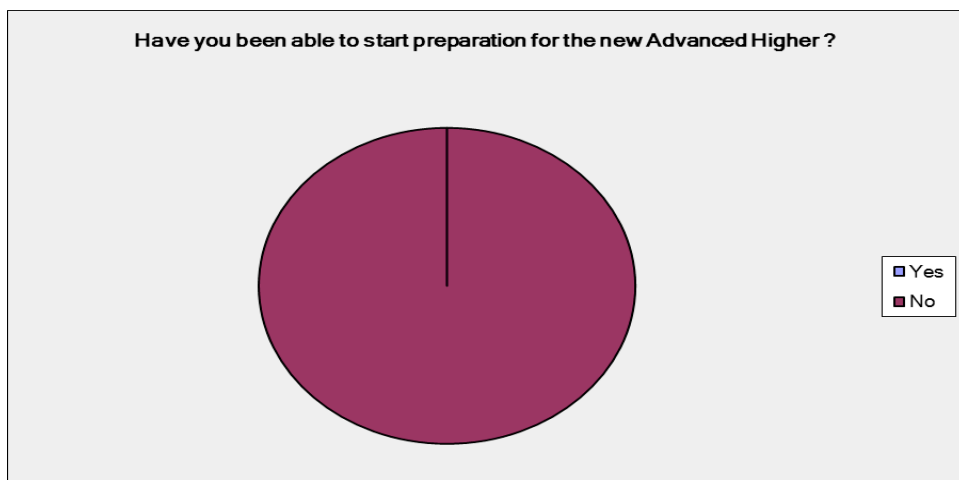
Have you read the documentation for new Advanced Higher

Have you read the documentation relating to the new Advanced Higher course?		
Answer Options	Response Percent	Response Count
Yes - in detail	8.5%	7
Yes - initial look	32.9%	27
No	58.5%	48



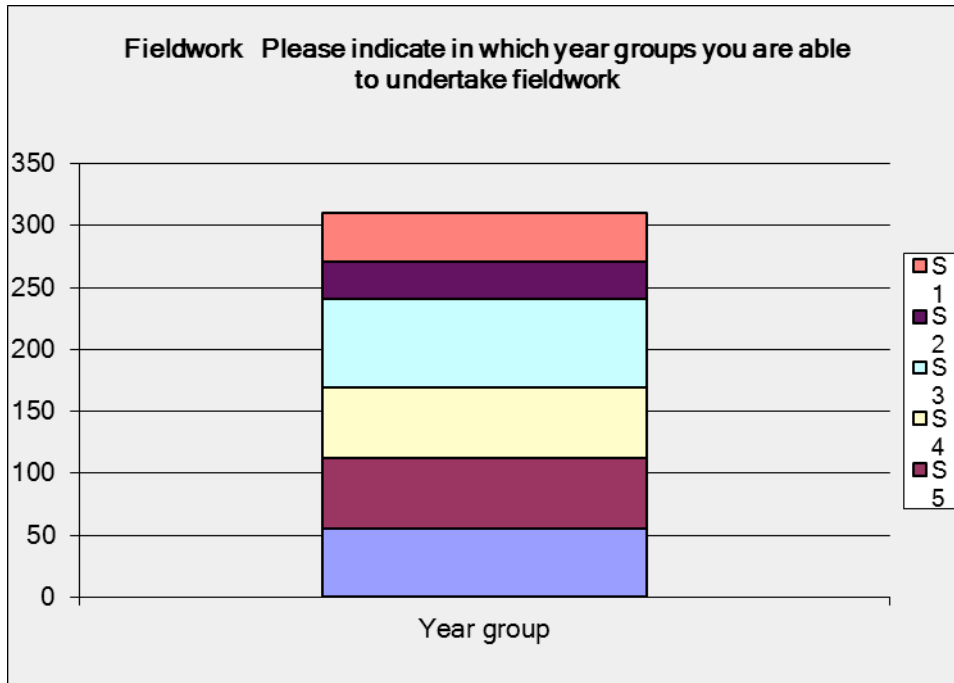
Have you been able to start preparation for the new Advanced Higher

Have you been able to start preparation for the new Advanced Higher ?		
Answer Options	Response Percent	Response Count
Yes	0.0%	0
No	100.0%	78



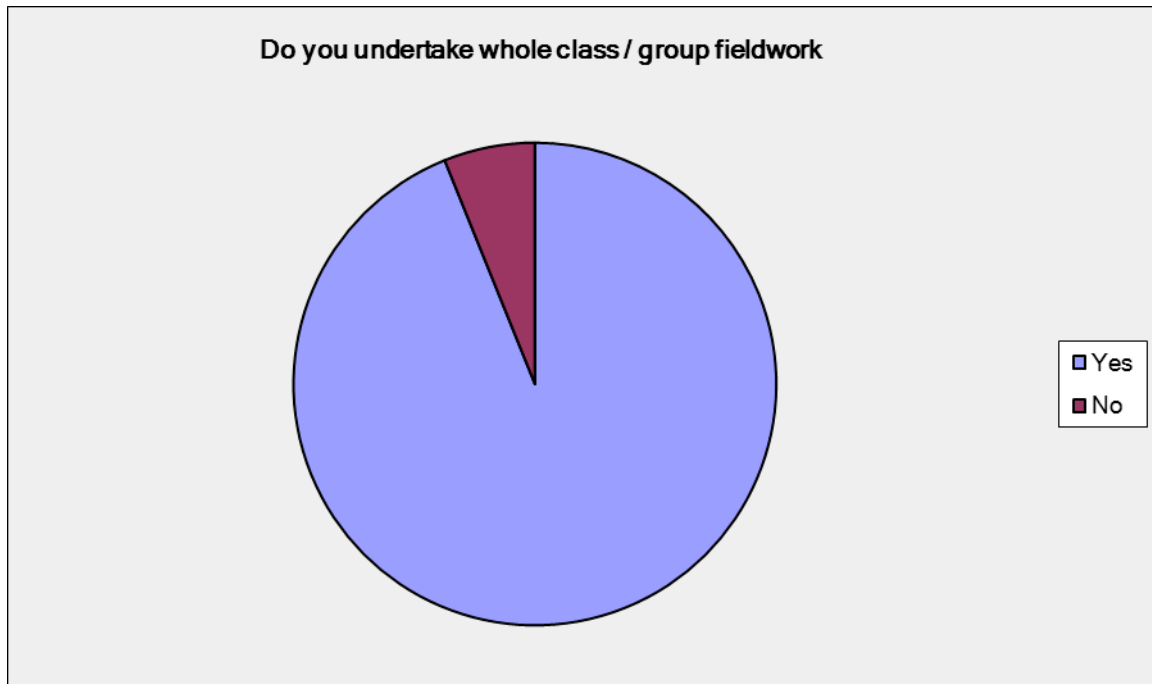
Which year groups undertake fieldwork

Fieldwork Please indicate in which year groups you are able to undertake fieldwork							
Answer Options	S1	S2	S3	S4	S5	S6	Response Count
Year group	39	30	72	57	57	55	82



Do you undertake whole class/ group fieldwork ?

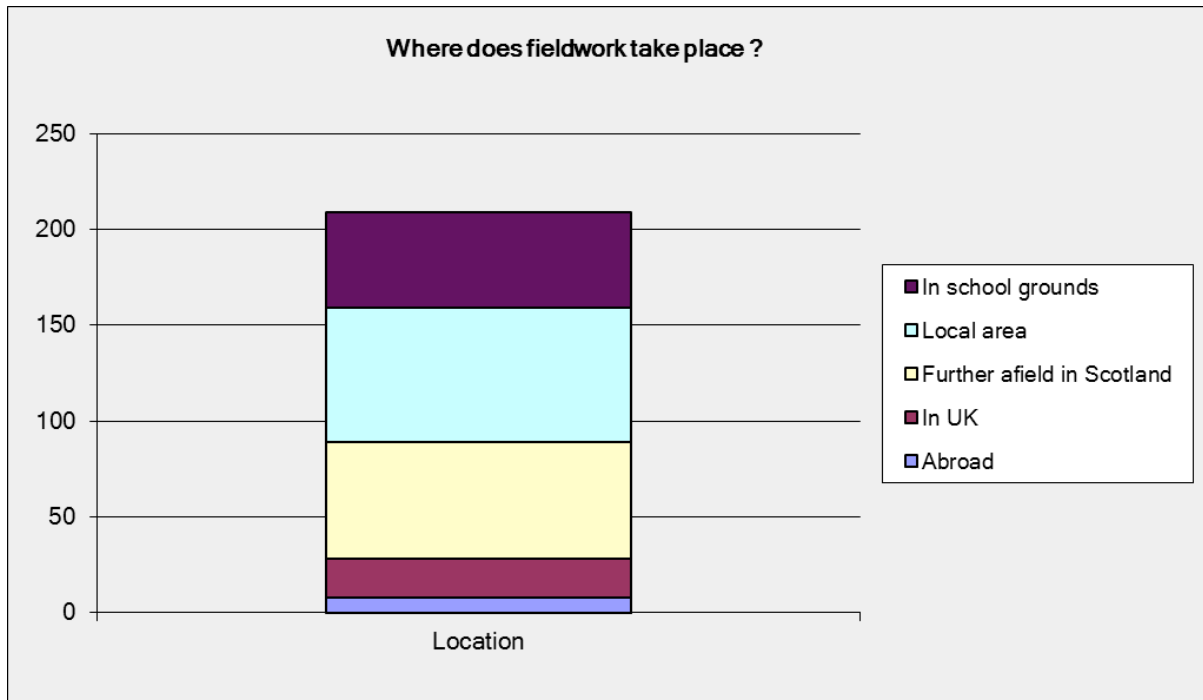
Do you undertake whole class / group fieldwork		
Answer Options	Response Percent	Response Count
Yes	93.9%	77
No	6.1%	5



Where does fieldwork take place

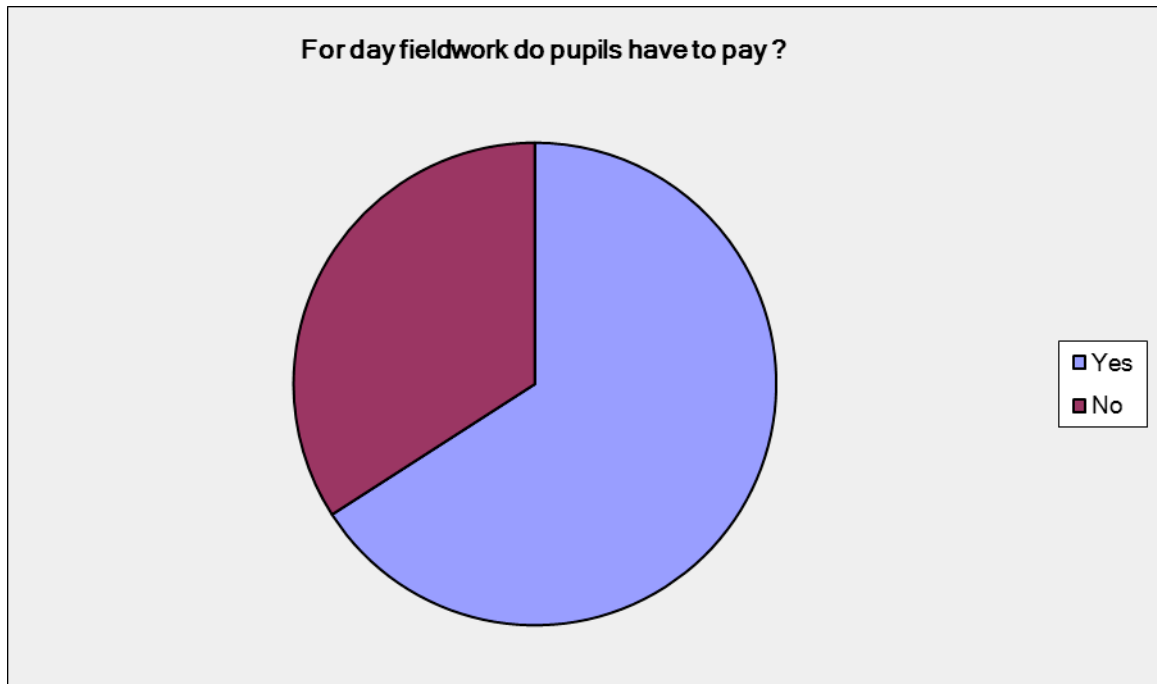
Where does fieldwork take place ?

Answer Options	In school grounds	Local area	Further afield in Scotland	In UK	Abroad
Location	50	70	61	20	8



Do pupils have to pay for day fieldwork

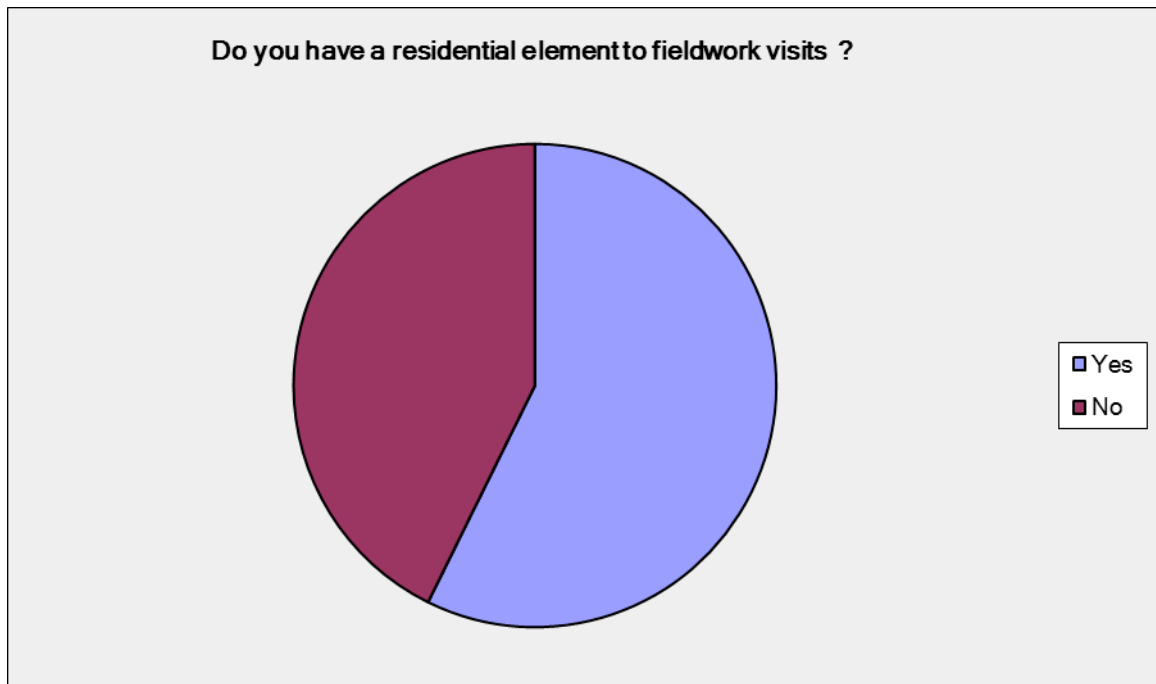
For day fieldwork do pupils have to pay ?		
Answer Options	Response Percent	Response Count
Yes	65.9%	54
No	34.1%	28



Do you have a residential element to fieldwork visits

Do you have a residential element to fieldwork visits ?

Answer Options	Response Percent	Response Count
Yes	57.3%	47
No	42.7%	35



Location of fieldwork

Location	Number of schools
Kindrogan Field Centre	25
Malham / Yorkshire Dales	12
Aviemore/ Cairngorms	11
Lake District	10
Local area	6
Alps	6
Edinburgh /East Lothian	5
Deeside	5
Aberdeen / Aberdeenshire	5
Loch Lomond	4
Arran	3
Iceland	3
Local authority Centres	2
Las Vegas / Grand Canyon	2
Paris	2
New York	1